









Registration Tools

Before You Register... 

-  [When Can I Register?](#)
-  [Create My Schedule and Register \(Schedule Planner\)](#)
-  [Quick Add or Drop Classes](#) 
-  [My Waitlist Position](#)
-  [My Class Schedule \(Web Schedule Bill\)](#)

My Courses - Canvas



Access your Canvas classes

LOG IN

Financial Aid Status

Financial Aid

APPLY FOR FINANCIAL AID (FAFSA)

Fees & Payments

Fee Payment

[Pay My Fees \(US Financial Institutions\)](#)

[Pay My Fees \(International Financial Institutions, allow 5 days for processing\)](#)


Drop for Non-Payment Policies

[Orange Coast College](#)

[Golden West College](#)

[Coastline College](#)

BankMobile




POWERED BY **Bmtx**

Select your refund option

LOG IN

Degree Works



LAUNCH DEGREE WORKS



[Student](#) • [Registration](#)

Registration

What would you like to do?



[Search Classes](#)

Looking for classes? In this section you can browse classes you find interesting.



[Prepare for Registration](#)

View registration status, update student term data, and complete pre-registration requirements.



[Register for Classes](#)

Search and register for your classes. You can also view and manage your schedule.



Step 2: Click Register for Classes

Select a Term

Terms Open for Registration

Select a term...



Step 3: Select the term you want to attend from dropdown.

Continue

Step 4: Click to continue.

Register for Classes

Find Classes **Enter CRNs** Plans Schedule and Options

Term: Fall 2020

CRN

Art History & Appreciation 2 ART G106, 001

CRN

[+ Add Another CRN](#)

Add to Summary



Step 5: Enter CRN



Step 6: Click Add Another CRN to add multiple classes



Step 7: Click Add to Summary

Register for Classes

Find Classes **Enter CRNs** Plans Schedule and Options

Enter Course Reference Numbers (CRNs) to Register
Term: Fall 2020

CRN

[+ Add Another CRN](#)

Step 8: Click Submit

Schedule | Schedule Details

Class Schedule for Fall 2020

	Sunday	Monday	Tuesday	Wednesday	Thursday	Friday	Saturday
6am							
7am							

Summary | [Tuition and Fees](#)

CRN	Details	Title	Units	Status	Action
22641	ART G106, ...	Art History & Appreci...	3	Pending	**Web Registered**

Total Hours | Registered: 15 | Billing: 15 | CEU: 0 | Min: 0 | Max: 19

Register for Classes

Find Classes **Enter CRNs** Plans Schedule and Options

Enter Course Reference Numbers (CRNs) to Register

Term: Fall 2020

CRN

+ Add Another CRN

Add to Summary

Step 9: Status should read "Registered"

Schedule Schedule Details

Class Schedule for Fall 2020

	Sunday	Monday	Tuesday	Wednesday	Thursday	Friday	Saturday
6am							
7am							

Summary

Tuition and Fees

CRN	Details	Title	Units	Status	Action
22641	ART G106, ...	Art History & Appreci...	3	Registered	None

Total Hours | Registered: 18 | Billing: 18 | CEU: 0 | Min: 0 | Max: 19

Panels

Conditional Add and Drop

Submit

Register for Classes

Step 10: Click on Schedule and Options to view Student Class Program

- Find Classes
- Enter CRNs
- Plans
- Schedule and Options**



Message	Title	Details	CRN	Units	Grade Mode
Web Registered07/20/2020	Art History & Appreciation 2	ART G106, 001	22641	3	Standard Letter
Web Registered06/16/2020	Business Income Taxation	ACCT G113, 001	22602	3	Standard Letter
Web Registered06/16/2020	Computerized Accounting	ACCT G130, L02	22906	3	Standard Letter