











Registration Tools 

Before You Register... 


-  [When Can I Register?](#)
-  [Create My Schedule and Register \(Schedule Planner\)](#)
-  [Quick Add or Drop Classes](#) 
-  [My Waitlist Position](#)
-  [My Class Schedule \(Web Schedule Bill\)](#)

My Courses - Canvas 


CANVAS
BY INSTRUCTURE


Access your Canvas classes

LOG IN

Financial Aid Status 

Financial Aid

APPLY FOR FINANCIAL AID (FAFSA)


Fees & Payments 

Fee Payment

- [Pay My Fees \(US Financial Institutions\)](#)
- [Pay My Fees \(International Financial Institutions, allow 5 days for processing\)](#)

Drop for Non-Payment Policies


- [Orange Coast College](#)
- [Golden West College](#)
- [Coastline College](#)


BankMobile 

BankMobile | POWERED BY
Disbursements | **Bmtx**

Select your refund option

LOG IN

Degree Works 

 **DegreeWorks**

LAUNCH DEGREE WORKS



Registration

What would you like to do?



[Search Classes](#)

Looking for classes? In this section you can browse classes you find interesting.




[Prepare for Registration](#)

View registration status, update student term data, and complete pre-registration requirements.



[Register for Classes](#)

Search and register for your classes. You can also view and manage your schedule.



Step 2: Click Register for Classes

Select a Term

Terms Open for Registration

Select a term...



Step 3: Select the term you want to attend from dropdown.

Continue

Step 4: Click to continue.



[Student](#) • [Registration](#) • [Select a Term](#) • [Register for Classes](#)

Register for Classes

Find Classes

Enter CRNs

Plans

Schedule and Options

Enter Course Reference Numbers (CRNs) to Register

Term: Fall 2020

CRN

22591


[+ Add Another CRN](#)

Add to Summary

Step 5: Enter CRN

Step 6: Click to Add to Summary

Enter Your Authorization Code ✕

Title	Subject	Course	CRN	Section	Hours	Authorization Code Message	Authorization Code
Authorization Code is Required: To register for a section, enter your authorization code.							
Financial Accounting	ACCT	G101	22591	001	4	This class has started. Add Code/Instructor Authorization required	<input type="text"/> 

***If you were on the waitlist, you must drop yourself from the waitlist prior to adding**

Step 7: Enter Add Code

Step 8: Click Confirm

Step 9: Click Submit on the next page to finalize changes

22906	ACCT G130...	Computerized Accou...	3	Registered	None
22591	ACCT G101	Financial Accounting	4	Registered	None

Total Hours | Registered: 15 | Billing: 15 | CEU: 0 | Min: 0 | Max: 19